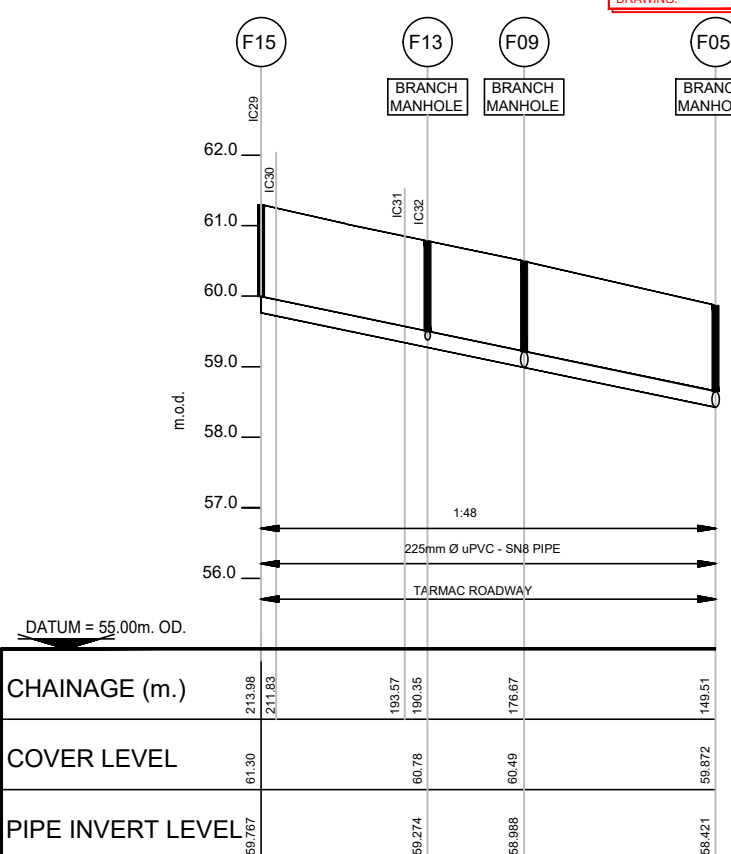
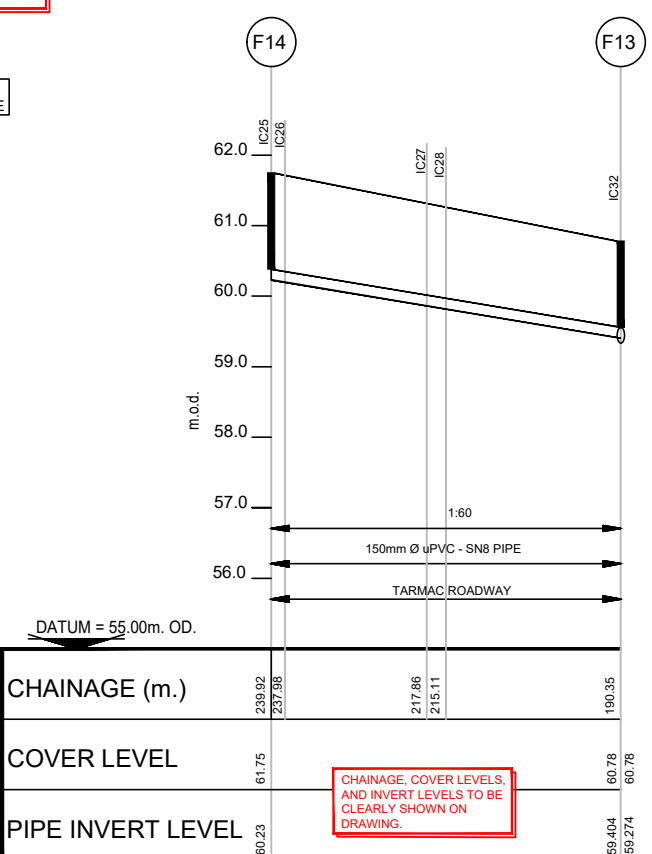


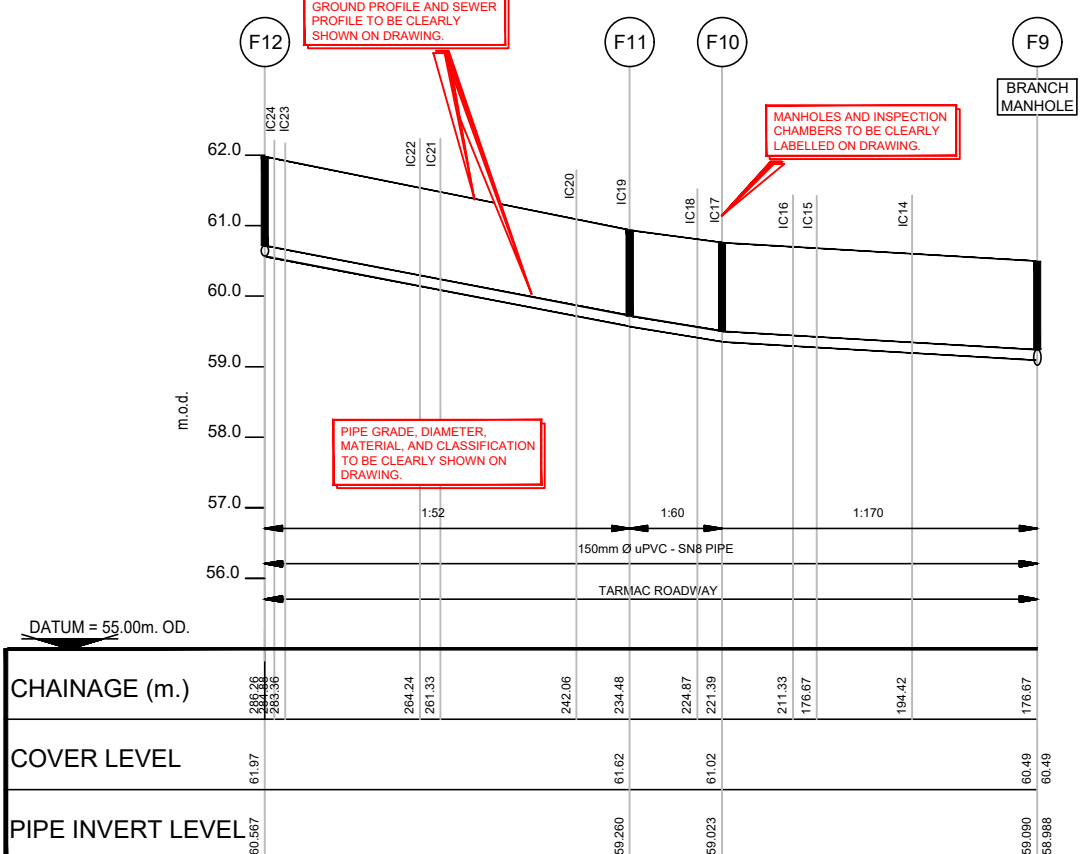
WASTEWATER LONGITUDINAL SECTION
Horizontal Scale = 1:500, Vertical Scale = 1:50.



WASTEWATER LONGITUDINAL SECTION
Horizontal Scale = 1:500, Vertical Scale = 1:50.



WASTEWATER LONGITUDINAL SECTION
Horizontal Scale = 1:500, Vertical Scale = 1:50.



WASTEWATER LONGITUDINAL SECTION
Horizontal Scale = 1:500, Vertical Scale = 1:50.

DRAFT COPY FOR
INTERNAL REVIEW ONLY
REVISION: D6

SAMPLE
DRAWING

CDS TRACKER NUMBER TO
BE CLEARLY STATED ON
DRAWING.
CDS-1900xxxxxx

DRAWING TO BE REVISED TO "AS-BUILT" STATUS	
REV.	DATE
AB1	MAR 2025



Local Authority
DEVELOPMENT TITLE TO BE
CLEARLY STATED.

Consultant
NAME AND ADDRESS OF
DEVELOPER AND/OR CONSULTANT
TO BE CLEARLY SHOWN.

WASTEWATER
LONGITUDINAL SECTIONS
DRAWING TITLE TO BE
CLEARLY STATED.

Drawn	RH	Scale	AS SHOWN	Drawing Number	Rev.
Check	RH	Date	MAR 2025	003-IW-SA-WW	AB1
Appr'd	M McG	Status	AS-BUILT		

No part of this drawing may be reproduced or transmitted in any form or stored in any retrieval system of any nature without the written permission of Irish Water as copyright holder except as agreed for use on the project for which the document was originally issued.